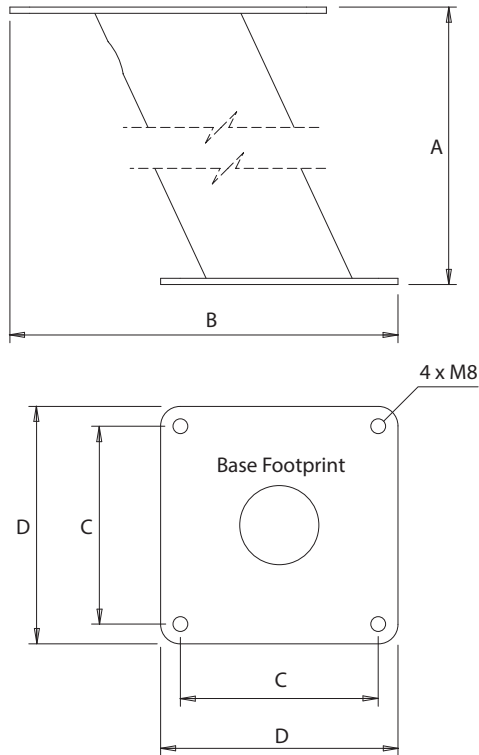


SPT1001 and SPT1002 Stainless PowerTower®

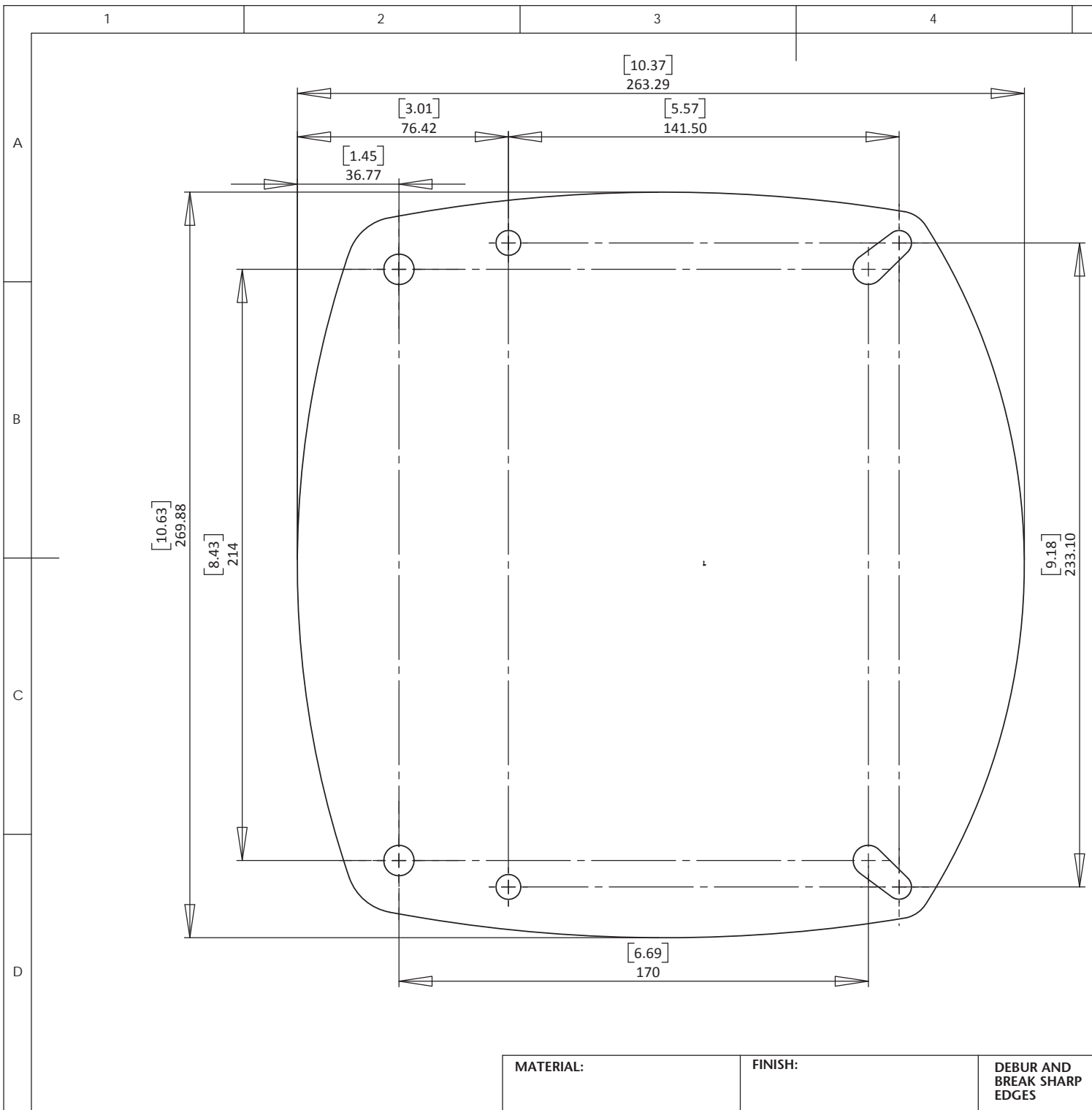
Email: sales@scanstrut.com Email: usasales@scanstrut.com



	A mm / inches	B mm / inches	C mm / inches	D mm / inches
SPT1001	152/6	238/9.3	127/5	152/6
SPT1002	152/6	245/9.6	127/5	152/6

All SPT's are 25° aft leaning

SCANSTRUT.



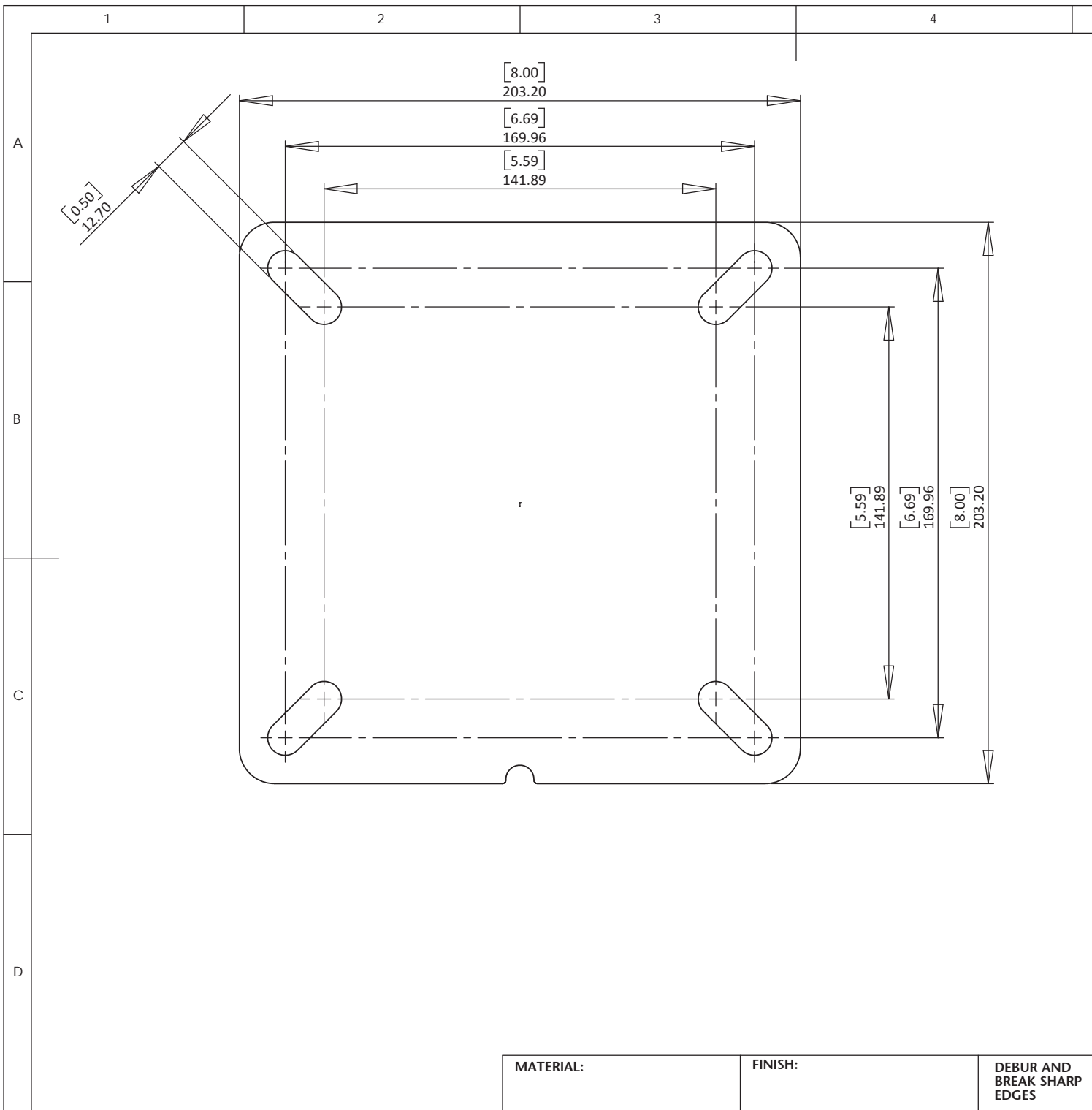
ZONE REV.		REVISIONS DESCRIPTION	DATE	APPROVED

PLEASE NOTE:
ALL COMPOSITE POWERTOWERS ARE NOT PRE-DRILLED

SCANSTRUT
DESIGN COPYRIGHT OF SCANSTRUT LTD

SCALE:1:2	A4	DO NOT SCALE DRAWING
UNLESS OTHERWISE SPECIFIED: DIMENSIONS ARE IN MILLIMETERS		GENERAL TOLERANCES: ± 0.1 UNLESS OTHERWISE STATED. IF IN DOUBT PLEASE ASK
TITLE:		-1 Radar Mount Plate
PART NO.		REVISION
DRAWN	JF	DATE
SHEET 1 OF 2		

MATERIAL:	FINISH:	DEBUR AND BREAK SHARP EDGES
-----------	---------	-----------------------------------



REVISIONS		DATE	APPROVED
ZONE	REV.	DESCRIPTION	

PLEASE NOTE:
ALL COMPOSITE POWERTOWERS ARE NOT PRE-DRILLED

SCANSTRUT DESIGN COPYRIGHT OF SCANSTRUT LTD	
SCALE:1:2	A4 DO NOT SCALE DRAWING
UNLESS OTHERWISE SPECIFIED: DIMENSIONS ARE IN MILLIMETERS	GENERAL TOLERANCES: ±0.1 UNLESS OTHERWISE STATED. IF IN DOUBT PLEASE ASK
TITLE: -2 Radar Mount Plate	
PART NO.	REVISION
DRAWN	DATE
SHEET 2 OF 2	

MATERIAL:	FINISH:	DEBUR AND BREAK SHARP EDGES
-----------	---------	-----------------------------------